

K.C.T.A.
Auction Statistics

Period: 1st Oct 07 - 29th February 08

Source : Nairobi Coffee Exchange

Dated : Friday, 7th March, 2008

Batting List: 2007 / 2008

	Dealer Name	Total Wgt Bought	Bags Bought	Value (USD)	% age
1	C. Dorman Ltd.	2,467,529	41,125	10,027,476.38	15.76%
2	Taylor Winch Ltd.	2,235,508	37,258	8,000,406.62	14.28%
3	Ibero (K) Ltd.	1,738,172	28,970	6,376,139.04	11.10%
4	Diamond Coffee Co. Ltd.	1,600,120	26,669	4,966,984.06	10.22%
5	Sangana Commodities (K) Ltd.	1,544,785	25,746	5,749,444.76	9.87%
6	Cetco Ltd.	1,053,269	17,554	4,191,690.88	6.73%
7	Merali Dewji & Sons	928,059	15,468	3,505,575.10	5.93%
8	Servicoff Limited	528,653	8,811	1,857,443.52	3.38%
9	Sondhi Trading Co. Ltd.	511,292	8,522	1,383,516.30	3.27%
10	Africoff Trading Co. Ltd.	450,089	7,501	1,195,015.00	2.88%
11	Josra Coffee Co. Ltd.	439,130	7,319	1,860,637.06	2.81%
12	Kenya Nut Ltd.	374,277	6,238	1,593,758.22	2.39%
13	M.A. Panju & Bros.	274,696	4,578	1,142,164.14	1.75%
14	Alanwood Ltd.	240,223	4,004	878,775.22	1.53%
15	Rashid Moledina & Co. Msa Ltd.	215,165	3,586	516,697.58	1.37%
16	Simba Café (E.A) Ltd.	171,630	2,861	694,648.54	1.10%
17	Rejitek Coffee Co. Ltd.	158,979	2,650	259,760.26	1.02%
18	Jowam Coffee Traders Ltd	150,824	2,514	509,220.72	0.96%
19	Ransley Coffee Company	102,275	1,705	316,742.64	0.65%
20	Mumbi Coffee Ltd.	100,014	1,667	363,706.24	0.64%
21	Jenem Coffee	91,606	1,527	145,677.96	0.59%
22	Dewji Coffee Washing	48,572	810	240,803.26	0.31%
23	Kyandu Trading Company	46,059	768	148,811.74	0.29%
24	Shah Megji Hirji	38,830	647	114,604.68	0.25%
25	Kauka Services Ltd.	36,878	615	72,800.94	0.24%
26	Goldrock International	34,865	581	143,870.80	0.22%
27	Nairobi Java House	24,046	401	88,384.64	0.15%
28	Rockaffe' Limited	14,687	245	41,595.00	0.09%
29	Gilley Investments Ltd.	11,136	186	20,641.82	0.07%
30	Raki Coffee	10,320	172	8,856.72	0.07%
31	Mwangi Coffee Exporters	5,630	94	18,006.52	0.04%
32	Nectar Produce (K) Ltd.	2,479	41	3,621.62	0.02%
33	Mombasa Packers Ltd.	2,404	40	9,282.80	0.02%
	Grand Total:	15,652,201	260,870	56,446,760.78	100.00%

K.C.T.A.
Auction Statistics

Period: 1st Oct 07 - 29th February 08 Source : Nairobi Coffee Exchange Dated : Friday, 7 March, 2008 Batting List: 2007 / 2008							Period: 1st Oct 06 - 28th February 07 Source : Nairobi Coffee Exchange Dated : Tuesday, 20 March, 2007 Batting List: 2006 / 2007						
Grade	Bags Bought	Lowest Price	Highest Price	Avg Price	Value (US \$)	% age	Grade	Bags Bought	Lowest Price	Highest Price	Avg Price	Value (US \$)	
Main Coffee Grades							Main Coffee Grades						
AA	44,232	97	400	217.68	11,554,202.22	16.96%	AA	36,626	100	299	199.19	8,754,592.70	
AB	117,278	68	367	194.66	27,395,559.58	44.96%	AB	138,203	36	251	154.56	25,632,404.52	
C	33,195	50	251	168.24	6,701,618.82	12.72%	C	65,432	60	162	122.80	9,642,070.26	
E	346	131	233	194.49	80,633.66	0.13%	E	328	120	193	153.57	60,374.50	
PB	13,884	76	389	192.67	3,210,093.72	5.32%	PB	14,993	86	230	153.02	2,752,965.50	
T	6,047	51	175	119.76	869,073.02	2.32%	T	10,463	30	131	104.56	1,312,832.14	
TT	8,700	48	276	181.12	1,891,008.76	3.34%	TT	11,737	71	220	142.93	2,013,208.94	
Sub-Total:	223,683	48	400	192.62	51,702,189.78	85.74%	Sub-Total:	277,782	30	299	150.50	50,168,448.56	
Miscellaneous Coffee							Miscellaneous Coffee						
F2	10	74	74	74.00	853.96	0.00%	F2						
HE	311	92	165	149.36	55,737.38	0.12%	HE	566	90	126	115.08	78,121.38	
SB	453	34	107	59.93	32,564.48	0.17%	SB	503	30	55	41.40	24,981.72	
SC	105	71	130	103.90	13,152.10	0.04%	SC	185	38	70	50.31	11,197.92	
UG	650	40	175	95.66	74,597.04	0.25%	UG	683	44	127	97.19	79,688.96	
UG1	9,719	42	203	136.22	1,588,739.76	3.73%	UG1	8,948	44	149	112.75	1,210,556.30	
UG2	7,312	41	180	100.69	883,525.24	2.80%	UG2	8,675	30	138	89.52	931,875.72	
UG3	1,624	47	133	79.91	155,757.56	0.62%	UG3	2,062	33	116	75.44	186,686.32	
Sub-Total:	20,184	34	203	115.81	2,804,927.52	7.74%	Sub-Total:	21,622	30	149	97.25	2,523,108.32	
Unwashed Coffee							Unwashed Coffee						
MH	12,520	40	151	104.43	1,568,968.16	4.80%	MH	16,307	32	101	80.40	1,573,292.02	
ML	4,483	37	101	68.90	370,675.32	1.72%	ML	6,635	15	82	52.96	421,653.30	
Sub-Total:	17,003	37	151	95.06	1,939,643.48	6.52%	Sub-Total:	22,942	15	101	72.46	1,994,945.32	
Grand Total	260,870			180.32	56,446,760.78	100%	Grand Total	322,345			141.38	54,686,502.20	

K.C.T.A.
Auction Statistics

% age
11.36%
42.87%
20.30%
0.10%
4.65%
3.25%
3.64%
86.18%
0.18%
0.16%
0.06%
0.21%
2.78%
2.69%
0.64%
6.71%
5.06%
2.06%
7.12%
100%

Period: 1st Oct 04 - 29th February 2008

Source : Nairobi Coffee Exchange

Dated : Friday, 7 March, 2008

Monthly Summary: 2004 / 2005 Season				Monthly Summary: 2005 / 2006 Season	
Grade	Bags (60kg)	Value (USD)	Price / 50kg	Bags(60kg)	Value (USD)
<u>Oct-04</u>				<u>Oct-05</u>	
AA	6,308	935,805.80	123.64	2,364	514,696.40
AB	21,460	2,328,633.08	90.42	13,473	1,957,475.30
C	7,074	670,621.22	79.00	6,982	858,644.40
E	47	6,043.48	106.62	7	1,254.90
HE	62	3,445.40	46.00	77	8,524.88
MH	2,531	170,601.64	56.18	1,911	189,237.28
ML	1,486	54,461.98	30.55	969	62,327.82
PB	1,019	109,488.38	89.52	531	77,158.90
SB	161	10,343.38	53.69	124	7,701.90
SC					
T	1,108	84,984.10	63.92	1,673	180,404.64
TT	2,038	208,904.88	85.42	1,023	137,931.10
UG	80	6,528.00	68.00	246	19,268.58
UG1	4,832	458,753.16	79.11	4,317	521,089.56
UG2	3,659	268,197.84	61.08	4,200	413,395.00
UG3	925	36,701.54	33.05	659	57,420.66
Month Total:	52,790	5,353,513.88	84.51	38,556	5,006,531.32
<u>Nov-04</u>				<u>Nov-05</u>	
AA	8,202	1,383,048.60	140.53	4,601	1,095,650.00
AB	24,624	3,155,556.86	106.79	20,610	3,212,355.70
C	6,181	650,581.74	87.72	8,344	1,122,874.12
E	52	7,584.16	122.40	62	9,730.98
HE	74	6,178.84	69.16	221	21,989.80
MH	4,220	347,580.44	68.65	3,653	363,379.68
ML	1,902	98,654.18	43.21	2,225	146,095.58
PB	1,756	223,992.28	106.32	1,232	190,396.68
SB	303	17,896.24	49.18	183	9,655.86

SC					
T	2,522	234,468.48	77.48	1,577	168,189.52
TT	2,238	282,513.30	105.18	2,054	287,034.08
UG	242	15,326.40	52.70	43	3,531.92
UG1	6,394	694,066.22	90.46	3,624	477,061.62
UG2	4,450	382,429.52	71.62	3,679	377,307.84
UG3	476	31,626.44	55.35	1,216	111,757.14
Month Total:	63,636	7,531,503.70	98.63	53,322	7,597,010.52

<u>Dec-04</u>				<u>Dec-05</u>	
AA	4,820	899,721.84	155.55	2,947	604,936.62
AB	11,355	1,674,903.92	122.91	5,453	724,916.18
C	2,213	281,097.10	105.87	2,574	291,543.62
E	94	12,972.72	115.27	57	8,492.78
HE				63	6,418.00
MH	2,610	215,630.14	68.84	638	55,073.60
ML	1,980	99,085.04	41.70	592	33,916.30
PB	788	116,449.04	123.14	1,110	150,506.22
RH	28	1,701.36	51.00		
SB	83	5,556.52	56.01	189	10,238.42
SC					
T	507	49,627.90	81.62	1,142	112,022.08
TT	909	130,579.06	119.70	781	95,710.38
UG	172	20,862.56	101.21		
UG1	1,686	177,482.74	87.73	968	108,549.48
UG2	825	72,033.00	72.76	1,019	88,328.88
UG3	180	15,253.88	70.78	75	5,380.92
Month Total:	28,249	3,772,956.82	111.30	17,607	2,296,033.48

Grade	Bags (60kg)	Value (USD)	Price / 50kg	Bags(60kg)	Value (USD)
<u>Jan-05</u>			<u>Jan-06</u>		
AA	13,874	2,340,221.18	140.57	11,304	2,699,403.74
AB	42,930	6,164,784.74	119.67	41,063	7,590,412.68
C	12,956	1,637,518.90	105.32	12,601	1,948,311.00
E	149	21,249.76	119.22	68	12,440.40

F				29	3,932.40
HE	52	6,186.00	100.00	271	34,981.12
MH	3,277	303,001.58	77.06	2,273	250,965.30
ML	2,176	134,696.00	51.58	1,152	83,981.82
PB	2,469	368,182.82	124.29	3,783	707,911.74
SB	276	24,859.54	74.96		
SC	75	9,090.00	101.00	38	5,318.78
T	2,154	239,032.44	92.49	2,773	374,212.22
TT	4,133	551,009.08	111.09	3,656	617,788.88
UG	78	8,467.98	90.41	143	10,588.44
UG1	3,421	407,502.82	99.26	2,380	329,143.30
UG2	2,429	263,090.96	90.24	2,011	236,049.36
UG3	828	71,107.06	71.56	176	18,196.64
Month Total:	91,276	12,550,000.86	114.58	83,720	14,923,637.82

Feb-05

Feb-06

AA	19,718	3,856,427.44	162.98	12,750	3,008,943.10
AB	53,087	8,388,758.50	131.68	39,700	7,056,420.08
C	14,010	1,967,774.72	117.05	13,179	1,957,255.76
E	197	28,102.18	118.70	128	23,747.24
F				51	5,020.26
F2				15	739.20
HE	543	70,219.80	107.79	312	41,363.02
MH	1,447	161,767.50	93.13	1,093	105,156.22
ML	1,382	113,612.94	68.52	537	32,561.96
PB	4,379	748,824.84	142.50	4,020	713,177.90
SB	427	44,917.04	87.60	36	3,397.78
SC	90	9,154.50	85.00	35	3,644.02
T	3,265	424,427.18	108.34	2,508	321,920.94
TT	2,273	326,108.62	119.55	4,064	659,047.66
UG	32	4,416.00	115.00	159	18,223.00
UG1	4,901	656,186.06	111.58	2,544	344,352.80
UG2	3,350	415,560.08	103.38	2,347	251,305.08
UG3	610	70,902.66	96.94	272	21,408.60
Month Total:	109,711	17,287,160.06	131.31	83,749	14,567,684.62

Mar-05

Mar-06

AA	20,750	5,132,899.00	206.14	20,757	5,576,825.30
AB	66,710	12,474,479.82	155.83	62,528	11,917,969.32
C	21,554	3,444,895.78	133.19	23,567	3,413,302.84
E	181	34,403.52	158.73	126	22,149.56
F	200	24,626.80	102.79		
HE	689	98,592.04	119.16	279	34,467.42
MH	3,188	424,946.26	111.08	740	76,394.72
ML	2,632	284,266.34	90.00	752	58,131.24
PB	4,830	918,675.80	158.51	6,463	1,239,781.04
SB	249	26,145.10	87.58	96	5,133.56
T	4,848	723,430.22	124.35	2,451	293,334.34
TT	3,709	605,158.64	135.97	4,345	691,917.88
UG	602	86,378.74	119.65	514	71,330.16
UG1	9,687	1,438,571.94	123.75	1,706	227,498.38
UG2	4,611	619,249.44	111.92	1,235	123,939.46
UG3	735	91,238.42	103.41	406	34,281.74
Month Total:	145,174	26,427,957.86	151.70	125,965	23,786,456.96

Grade	Bags (60kg)	Value (USD)	Price / 50kg	Bags(60kg)	Value (USD)
<u>Apr-05</u>				<u>Apr-06</u>	
AA	11,461	2,816,231.02	204.78	16,025	4,186,158.62
AB	38,886	7,190,253.62	154.09	50,231	9,687,321.00
C	14,357	2,165,230.96	125.68	21,763	3,242,848.58
E	102	17,269.24	141.04	208	37,433.66
F1					
HE	214	27,892.58	108.43	890	114,267.64
MH	4,735	568,649.76	100.08	2,330	238,848.40
ML	1,792	163,877.90	76.23	2,195	158,105.92
PB	2,529	532,592.54	175.52	4,367	779,473.72
RH					
SB	613	63,391.18	86.15	263	15,475.64
T	2,955	389,100.56	109.73	3,301	419,027.42
TT	2,193	330,441.04	125.59	3,562	580,676.96
UG	52	6,377.56	102.17	218	26,005.22
UG1	14,394	2,013,472.36	116.57	5,520	759,174.96

UG2	8,180	998,782.20	101.75	3,660	388,057.72
UG3	1,173	135,958.98	96.55	621	49,176.38
Month Total:	103,635	17,419,521.50	140.07	115,153	20,682,051.84

May-05

May-06

AA	3,821	897,159.80	195.67	13,264	3,376,974.56
AB	16,527	2,832,289.56	142.81	38,979	7,450,212.76
C	9,982	1,445,972.06	120.72	15,447	2,290,571.66
E	188	29,529.56	130.85	96	17,349.10
F	11	358.28	26.00		
HE	544	60,812.36	93.21	327	42,188.16
MH	18,850	2,062,355.62	91.18	13,452	1,294,726.82
ML	9,199	659,010.16	59.70	6,684	415,099.78
PB	2,298	464,448.84	168.40	6,728	1,184,969.54
SB	494	32,622.80	55.06	315	15,781.92
SC					
T	2,803	303,455.46	90.23	5,183	617,897.46
TT	3,188	479,999.30	125.49	6,024	889,606.20
UG	-			220	20,431.90
UG1	12,501	1,697,481.38	113.16	7,613	1,047,592.82
UG2	7,339	827,778.84	93.99	6,098	607,215.98
UG3	890	80,980.04	75.85	395	29,227.34
Month Total:	88,633	11,874,254.06	111.64	120,826	19,299,846.00

Jun-05

Jun-06

AA	2,832	560,319.56	164.87	3,996	817,172.88
AB	10,057	1,568,263.50	129.95	9,735	1,448,224.78
C	4,093	572,294.36	116.51	4,617	585,283.60
E	194	30,551.10	131.11	124	19,871.14
F	187	15,181.28	67.83		
HE	360	43,612.22	100.93	207	20,074.78
MH	2,627	280,512.06	88.97	12,206	969,772.22
ML	1,918	137,228.96	59.62	5,967	297,670.02
PB	546	87,827.22	133.96	1,907	272,762.96
SB	718	46,735.16	54.24	283	11,488.04
SC					

T	467	51,095.34	91.10	2,501	200,149.12
TT	2,450	361,652.32	123.02	2,140	259,617.22
UG	52	8,432.32	135.44	474	24,666.52
UG1	6,564	844,353.50	107.20	4,392	518,364.44
UG2	4,845	508,819.82	87.51	4,005	295,962.28
UG3	364	32,739.78	75.02	841	51,864.04
Month Total:	38,275	5,149,618.50	112.12	53,394	5,792,944.04

Grade	Bags (60kg)	Value (USD)	Price / 50kg	Bags(60kg)	Value (USD)
<u>Jul-05</u>			<u>Jul-06</u>		
AA	3,218	551,733.60	142.86	2,134	454,547.08
AB	11,527	1,569,218.16	113.44	6,634	1,041,310.06
C	4,707	581,453.94	102.94	3,429	449,286.02
E	137	18,264.96	110.93	302	53,952.84
HE	447	27,459.00	51.19	72	8,767.40
MH	1,595	142,819.76	74.62	7,234	572,675.24
ML	1,935	141,673.70	61.01	2,819	130,719.58
PB	1,524	224,822.14	122.91	812	126,218.06
SB	1,642	144,882.18	73.53		
SC				91	10,012.80
T	2,185	218,798.48	83.45	900	84,843.70
TT	3,279	419,666.90	106.64	813	110,089.34
UG	12	1,118.52	78.00	825	101,308.88
UG1	2,319	252,411.46	90.72	2,911	384,247.40
UG2	2,273	195,181.80	71.56	2,408	224,649.14
UG3	447	30,871.64	57.54	262	21,033.74
Month Total:	37,248	4,520,376.24	101.13	31,647	3,773,661.28

<u>Aug-05</u>			<u>Aug-06</u>		
AA	1,972	338,678.60	143.14	367	80,206.34
AB	9,639	1,394,078.16	120.52	2,933	492,147.90
C	5,304	646,383.36	101.55	2,066	313,579.88
E	23	3,065.60	109.33	72	12,748.54
HE	589	49,938.96	70.71	-	
MH	1,168	107,993.14	77.02	171	16,314.74
ML	506	29,850.28	49.20	177	11,584.52

PB	584	81,754.10	116.62	467	74,957.42
SB	660	40,155.52	50.70	45	2,810.68
SC	25	2,806.00	92.00	-	
T	2,019	192,709.14	79.54	409	48,488.44
TT	1,670	215,622.14	107.59	387	61,282.88
UG	17	1,442.88	72.00	28	3,951.68
UG1	3,638	372,154.28	85.25	274	35,864.72
UG2	2,940	251,904.34	71.41	339	32,391.46
UG3	428	37,282.76	72.68	49	5,197.08
Month Total:	31,182	3,765,819.26	100.64	7,786	1,191,526.28
<u>Sep-05</u>				<u>Sep-06</u>	
AA	2,375	462,232.48	162.20	2,692	635,941.50
AB	12,385	1,693,655.66	113.96	22,423	3,898,154.60
C	5,685	664,869.24	97.46	19,039	2,850,360.20
E	124	20,358.14	136.45	97	15,152.80
HE	373	35,105.96	78.40	68	8,179.82
MH	966	88,605.24	76.43	913	81,102.84
ML	579	35,913.24	51.70	370	16,328.54
PB	630	85,129.18	112.66	1,861	323,243.04
SB	320	22,519.74	58.74	97	3,992.74
T	1,771	171,860.48	80.89	3,652	422,490.62
TT	1,306	170,180.60	108.61	1,706	279,565.58
UG	49	5,696.64	96.00	381	46,354.80
UG1	6,620	731,899.66	92.13	2,922	402,540.70
UG2	5,493	500,972.74	76.00	3,141	352,071.24
UG3	744	61,479.80	68.83	502	37,324.40
Month Total:	39,419	4,750,478.80	100.43	59,865	9,372,803.42
Grand Total	829,228	120,403,161.54	121.00	791,588	128,290,187.58

6 Season	Monthly Summary: 2006 / 2007 Season			Monthly Summary: 2007 / 2008 Season	
Price / 50kg	Bags(60kg)	Value (USD)	Price / 50kg	Bags(60kg)	Value (USD)
	<u>Oct-06</u>			<u>Oct-07</u>	
181.45	3,894	985,259.24	210.84	11,650	2,587,718.28
121.07	22,264	3,719,934.92	139.24	31,057	5,839,572.68
102.49	20,876	2,867,444.68	114.46	9,851	1,714,744.24
141.00					
92.10					
82.50	2,943	237,681.44	67.31	2,603	332,761.10
53.63	1,210	64,546.94	44.44	1,178	99,490.02
121.15	1,449	239,500.88	137.72	2,828	522,273.84
51.82	180	8,889.02	41.05	69	5,159.78
	75	3,420.00	38.00	40	3,429.30
89.84	2,844	311,117.52	91.16	1,596	210,517.26
112.38	1,730	266,307.84	128.24	1,668	294,363.10
65.32	310	38,021.44	102.13	77	10,475.10
100.59	3,262	435,224.96	111.18	4,219	676,118.94
82.03	3,243	339,140.90	87.14	3,534	430,412.18
72.56	573	46,007.50	66.89	494	43,678.62
108.21	64,855	9,562,497.28	122.87	70,864	12,770,714.44
	<u>Nov-06</u>			<u>Nov-07</u>	
198.45	7,718	1,927,934.64	208.16	7,530	1,682,728.96
129.89	29,509	5,419,505.92	153.04	18,964	3,592,156.12
112.15	15,179	2,321,751.62	127.46	5,604	940,657.84
131.07	21	4,917.64	193.00	47	7,596.98
83.05	24	3,218.24	113.00	9	1,032.24
82.90	3,650	379,517.90	86.65	6,344	742,027.24
54.73	1,729	118,059.26	56.89	1,919	147,991.54
128.82	3,058	568,611.10	154.93	2,399	448,708.56
44.05	135	7,175.28	44.16	93	6,006.74

	80	6,049.92	62.65		
88.88	2,125	284,112.54	111.43	1,360	175,318.22
116.47	1,901	340,351.48	149.16	1,254	217,921.16
68.00	48	5,185.58	89.28	243	27,741.68
109.70	1,657	239,760.96	120.60	1,894	282,617.82
85.46	1,810	220,741.88	101.64	1,523	164,568.34
76.58	559	44,680.34	66.57	572	50,011.40
118.73	69,206	11,891,574.30	143.19	49,755	8,487,084.84

	<u>Dec-06</u>			<u>Dec-07</u>	
171.05	1,903	468,800.04	205.32	3,751	1,081,500.26
110.79	10,659	2,051,874.40	160.41	7,837	1,876,576.08
94.38	5,535	866,390.72	130.44	2,445	474,598.98
124.60	71	13,811.50	162.53	113	25,086.96
84.29	32	4,813.20	126.00	79	12,300.60
71.94	2,079	211,418.38	84.73	1,281	158,815.24
47.77	798	54,331.50	56.75	576	48,077.00
112.95	1,347	261,265.46	161.58	1,366	307,433.72
45.19	32	1,524.62	39.75	182	13,526.64
	30	1,728.00	48.00		
81.77	1,058	139,260.24	109.69	804	107,031.94
102.07	837	151,466.66	150.86	937	195,377.52
	126	15,100.58	99.96	127	18,173.48
93.49	740	109,230.32	122.99	1,507	249,868.52
72.27	673	74,192.58	91.93	453	51,845.90
60.12	59	7,247.26	103.09	144	12,849.86
108.67	25,978	4,432,455.46	142.19	21,602	4,633,062.70

<u>Price / 50kg</u>	<u>Bags(60kg)</u>	<u>Value (USD)</u>	<u>Price / 50kg</u>	<u>Bags(60kg)</u>	<u>Value (USD)</u>
	<u>Jan-07</u>			<u>Jan-08</u>	
199.00	10,749	2,472,037.48	191.65	6,167	1,754,474.48
154.04	31,585	6,026,782.84	159.01	19,679	5,105,775.96
128.85	12,040	1,822,240.82	126.13	5,413	1,178,954.42
153.47	137	25,035.08	152.78	29	6,128.64

113.00					
107.56	168	23,969.14	118.62		
92.00	5,865	581,886.52	82.68	715	95,492.98
60.76	2,053	135,137.32	54.86	351	30,721.62
155.94	4,230	776,978.50	153.05	2,415	613,553.12
	78	3,647.16	39.06	28	2,326.90
117.62				27	3,758.40
112.44	2,467	331,970.26	112.14	811	113,297.90
140.81	3,811	665,187.72	145.47	1,871	425,773.14
61.83	91	10,280.10	94.09	76	6,425.60
115.24	1,792	241,756.86	112.40	740	118,571.50
97.84	1,305	144,296.98	92.14	632	75,199.42
86.09	492	54,494.80	92.35	107	14,530.04
148.55	76,863	13,315,701.58	144.37	39,061	9,544,984.12

	<u>Feb-07</u>			<u>Feb-08</u>	
196.67	11,992	2,827,769.26	196.50	15,135	4,447,780.24
148.12	43,900	8,375,375.60	158.99	39,742	10,981,478.74
123.76	11,758	1,759,066.94	124.67	9,882	2,392,663.34
154.02	99	16,610.28	139.79	155	41,821.08
82.73					
40.00				10	853.96
110.54	342	46,120.80	112.46	223	42,404.54
80.16	1,770	162,787.78	76.65	1,577	239,871.60
50.53	827	48,482.24	48.82	459	44,395.14
147.84	4,888	904,492.90	154.21	4,876	1,318,124.48
78.54	77	3,745.64	40.42	81	5,544.42
87.85				38	5,964.40
106.97	1,969	246,371.58	104.26	1,476	262,907.70
135.12	3,458	589,895.24	142.15	2,970	757,573.84
95.53	108	11,101.26	85.87	127	11,781.18
112.81	1,374	170,322.34	103.30	1,359	261,562.98
89.24	1,465	138,469.62	78.79	1,170	161,499.40
65.58	379	34,256.42	75.25	307	34,687.64
144.95	84,407	15,334,867.90	151.40	79,588	21,010,914.68

Mar-07

Mar-08

223.89	18,461	4,351,782.44	196.44		
158.84	58,850	10,930,706.78	154.78		
120.70	17,884	2,609,754.52	121.61		
146.18	144	23,955.66	138.54		
102.88	149	20,309.20	113.42		
85.99	1,942	156,544.50	67.17		
64.46	938	53,040.96	47.12		
159.85	5,146	933,693.66	151.20		
44.53	182	7,479.70	34.32		
99.74	2,281	283,300.48	103.49		
132.70	3,852	618,763.92	133.88		
115.68	45	5,682.00	106.40		
111.14	2,166	305,963.68	117.61		
83.64	1,657	165,607.28	83.29		
70.34	282	16,411.56	48.54		
157.36	113,978	20,482,996.34	149.76		

Price / 50kg	Bags(60kg)	Value (USD)	Price / 50kg	Bags(60kg)	Value (USD)
	<u>Apr-07</u>			<u>Apr-08</u>	
217.69	16,776	3,760,749.54	186.81		
160.71	45,460	7,768,972.44	142.41		
124.17	16,637	2,326,896.58	116.55		
150.28	105	17,411.50	137.55		
	7	377.54	43.00		
107.05	342	44,119.98	107.59		
85.43	6,250	562,398.52	74.98		
60.02	2,750	169,440.26	51.34		
148.74	4,546	751,646.06	137.80		
	18	1,408.00	64.00		
49.00	99	4,086.66	34.35		
105.77	2,713	329,926.36	101.34		
135.85	3,375	517,441.62	127.76		
99.47	541	35,444.50	54.63		
114.61	3,016	372,282.62	102.85		

88.36	2,132	176,793.78	69.10		
65.99	634	40,065.14	52.66		
149.67	105,402	16,879,461.10	133.45		

<u>May-07</u>				<u>May-08</u>	
212.16	17,022	3,546,693.52	173.64		
159.28	51,221	8,089,094.58	131.60		
123.57	18,455	2,432,099.04	109.82		
150.05	73	10,842.56	123.27		
107.41	347	39,257.90	94.18		
80.21	4,808	444,920.82	77.12		
51.75	2,388	143,656.72	50.13		
146.77	4,781	732,736.06	127.73		
41.69	85	4,364.86	42.58		
	45	4,515.48	84.43		
99.34	2,310	229,086.32	82.65		
123.06	3,713	509,920.62	114.46		
77.29	620	66,911.64	89.94		
114.67	6,045	701,165.32	96.66		
82.98	3,995	306,626.20	63.96		
61.59	617	34,926.14	47.18		
133.11	116,524	17,296,817.78	123.70		

<u>Jun-07</u>				<u>Jun-08</u>	
170.41	9,466	1,868,779.50	164.53		
123.98	27,418	4,358,434.62	132.47		
105.64	9,169	1,229,551.12	111.75		
134.01	214	33,786.84	131.77		
80.97	419	50,239.30	99.81		
66.21	17,212	1,563,319.88	75.69		
41.57	4,815	272,299.26	47.12		
119.19	3,960	607,587.80	127.85		
33.77	227	7,273.34	26.72		
	164	18,263.02	93.05		

66.70	3,112	313,747.44	84.01		
101.08	2,926	391,424.94	111.50		
43.40	804	82,539.66	85.54		
98.35	6,220	737,474.88	98.80		
61.59	3,714	281,151.38	63.09		
51.42	984	61,641.40	52.18		
90.41	90,823	11,877,514.38	108.98		

Price / 50kg	Bags(60kg)	Value (USD)	Price / 50kg	Bags(60kg)	Value (USD)
	<u>Jul-07</u>			<u>Jul-08</u>	
177.48	6,333	1,191,733.24	156.83		
130.80	17,923	2,911,004.76	135.35		
109.18	5,531	788,470.36	118.79		
148.97	694	128,185.22	154.01		
100.89	601	79,431.16	110.13		
65.97	18,559	1,721,185.94	77.28		
38.64	5,137	315,135.92	51.12		
129.46	4,840	775,201.38	133.48		
	776	41,580.00	44.66		
91.69	171	14,681.12	71.57		
78.56	3,850	423,128.70	91.58		
112.90	3,917	559,988.10	119.13		
102.38	507	56,839.88	93.45		
109.99	5,152	568,183.94	91.90		
77.73	3,008	238,581.78	66.10		
66.91	816	60,073.06	61.34		
99.37	77,815	9,873,404.56	105.74		

	<u>Aug-07</u>			<u>Aug-08</u>	
181.88					
139.85					
126.48					
147.59					
79.28					
54.42					

133.70					
51.80					
98.86					
131.80					
117.12					
109.14					
79.57					
88.30					
127.53					

	<u>Sep-07</u>			<u>Sep-08</u>	
196.87	12,545	2,804,195.16	186.28		
144.87	29,753	5,735,359.26	160.64		
124.76	8,147	1,437,425.56	147.04		
130.00	87	14,658.82	140.36		
100.56	17	2,718.90	135.00		
74.00	606	68,538.36	94.29		
36.74	467	39,308.88	70.20		
144.78	3,659	692,942.28	157.81		
34.28	83	6,171.48	62.04		
96.42	1,615	218,839.80	112.92		
136.54	2,113	367,126.58	144.80		
101.36					
114.79	2,233	372,078.92	138.85		
93.40	2,131	285,201.20	111.51		
62.02	168	14,806.80	73.62		
130.47	63,622	12,059,372.00	157.96		
135.06	889,472	143,006,662.68	133.98	260,870	56,446,761

08 Season

Price /
50kg

185.11

156.69

145.06

106.52

70.38

153.91

62.09

71.00

109.90

147.07

113.81

133.54

101.49

73.73

150.18

186.22

157.85

139.89

134.17

92.00

97.47

64.26

155.84

54.11

107.46
144.84
94.95
124.36
90.07
72.86
142.15

240.28
199.55
161.76
184.38
130.00
103.31
69.56
187.61
61.96
110.89
173.76
119.17
138.20
95.39
74.26
178.73


Price / 50kg
237.09
216.22
181.49
173.32

111.33
73.03
211.68
69.25
116.00
116.43
189.59
70.66
133.51
99.17
112.71
203.63

244.89
230.27
201.77
224.17
74.00
158.62
126.78
80.52
225.27
56.94
130.00
148.42
212.55
77.44
160.39
114.98
94.13
220.00

--

Price / 50kg





--

Price / 50kg

--

--



180.32